

WILLIAMS
JET TENDERS



DIESELJET





WILLIAMS
JET TENDERS



THE WORLD'S LEADING
JET TENDER SPECIALISTS

Williams are the tenders of choice around the world because they work beautifully. Blending pure pleasure with practicality, getting from ship to shore has never been more stylish. Or more fun.

Push the throttle forward and feel the surge of adrenalin, thanks to the safe, versatile jet propulsion system. One day it's a high-performance ski boat, the next a smooth coastal cruiser. And at the end of every unforgettable day, it'll slip easily back into its garage or onto deck, because all our tenders are designed to work with the world's finest yachts.

BUILD MY TENDER on williamsjettenders.com

THE TENDER OF CHOICE



Many of the world's leading yacht builders recognise the crucial role that a tender plays in their customers' boating experience. So when they need to specify tenders for their boats, they come to us. Our designers get together with their designers, ensuring our tenders work seamlessly with their garage systems. Our shared passion for impeccable standards guarantees that yacht and tender are a perfect match for quality and performance. It's why Williams is the tender of choice for the world's most prestigious yacht builders.

AZIMUT
YACHTS

Benetti
ITALIAN EXCELLENCE SINCE 1873

FAIRLINE

FERRETTIGROUP

JEANNEAU

OYSTER

PRINCESS


PERSHING

Riva

Sunseeker

UCY
MONTECARLO YACHTS
Future. Classic.

Hanse









ARRIVE IN STYLE



DIESELJET

Picture the scene. Your guests are waiting on the jetty to be ferried to your yacht. First impressions count, so you want it to be a good one. The best, in fact. Up pulls a Williams Dieseljet with its impressive sleek lines, ample space and luxurious interior. Thanks to its stability, getting them aboard is easy.

They instantly settle down into the sumptuous upholstery and have plenty of space for their luggage.

The tender takes off in a wide, sweeping arc. The smart hull design keeps them dry throughout. It's a thrilling ride and the perfect start to their time aboard your yacht. Dieseljet – it doesn't get better than this.

EXTRA TENDER



The Dieseljet range has been designed to ensure the luxury on board your yacht continues through to your tender. It's the perfect combination of beauty, fun and functionality. High performance comes from the Yanmar engine, which conveniently runs on diesel, like your yacht, so no need to carry separate fuel.

A Dieseljet is as brilliant at taking heavy loads as it is at pulling a waterskier, or going for idyllic day cruises. You can completely customise your tender to suit your taste and match your yacht, from the way it looks to the equipment on board. You can even have your yacht's name emblazoned on the tubes and embroidered on the seating.

8



HIGH-PERFORMANCE, POWERFUL
YANMAR DIESEL ENGINE.

SAFE, HIGH-TORQUE JET PROPULSION
SYSTEM WITH NO EXPOSED PROPELLER.

HULL DESIGNED TO BE SUPREMELY STABLE
AT REST, HIGHLY MANOEUVRABLE AT SPEED
AND DRY RIDING.

LUXURIOUSLY DETAILED AND
SPACIOUS INTERIOR WITH EXCELLENT
SEATING CAPACITY.

A HOST OF STANDARD FEATURES
INCLUDING DIGITAL DASH, TEAK DECKS,
TUBE STEPS, SKI POLE, BATHING LADDER
AND REMOVABLE TUBES.

CUSTOMISE YOUR TENDER WITH
A RANGE OF COLOUR OPTIONS,
FITTINGS AND ELECTRONIC EQUIPMENT.







”

I KNOW EXCEPTIONAL
PERFORMANCE WHEN
I SEE IT, AND THAT'S
EXACTLY WHAT WILLIAMS
HAS DELIVERED.

”

Eddie Jordan, F1 entrepreneur and Dieseljet owner.

DIESELJET 445

The Dieseljet 445 is luxury in a compact package. Designed to fit yachts of 25 metres (82ft) LOA and larger, the 445 is capable of carrying seven adults in comfort even at speed. Everyday ferrying duties easily turn into the most memorable pleasure trips.


Drop anchor whenever the mood takes you and relax with a glass of something cold. Ready for a spot of monoskiing? The powerful engine and deep sports hull take care of business, giving you hours of fun in the sun.



12




SPECIFICATIONS



LOA	4.50m/14ft 9in
BEAM	2.01m/6ft 7in
HEIGHT	1.38m/4ft 6in, 1.05m/3ft 5in (with windscreen folded)
ENGINE	Yanmar 4JH 110hp Diesel
DRY WEIGHT	840kg/1852lb
SEATING	7 persons
FUEL CAPACITY	68 litres/18 US gal
MAX SPEED	64kph/40mph
TYPICAL FITMENT	Yachts 25m+/82ft+

OPTIONS



6 STANDARD COLOUR SCHEMES

CUSTOM TUBE, UPHOLSTERY AND
MOULDING COLOUR SCHEMES


ACCESSORIES



LED DECK LIGHTS	FUSION MP3 (WITH BLUETOOTH)
UNDERWATER LIGHTS	BIMINI
OPTIONAL GREY/WHITE TEAK INLAY	SPRAY DODGER
FRESH WATER SHOWER	OVERALL COVER
SHOREPOWER	TOWING KIT
AUTOMATIC BOW TUBE INFLATOR	SINGLE POINT LIFT
AUTOMATIC FULL TUBE INFLATOR	ELECTRIC INFLATOR
TWIN BATTERY INSTALLATION	BATTERY CHARGER
MCA COMPLIANT HIGH VISIBILITY PATCHES	STAINLESS STEEL ANCHOR
CHART PLOTTER	TELESCOPIC PADDLE
VHF RADIO	YACHT NAME ON UPHOLSTERY
AIS SYSTEM	YACHT NAME ON TUBES

DIESELJET 505

The premium quality and effortless comfort of this tender belie that it's a master of practicality. Clever use of space means your eight passengers can stretch out and have space to store their belongings. Extremely handy when you have a lot of people to move, but even better when you want to load it up with fine food for a spot of al fresco dining on a secluded beach. After lunch, drop anchor, unfurl the optional bimini and lower the bathing ladder. Relax, bathe, or for those adrenaline seekers, blast away the afternoon waterskiing.



14




SPECIFICATIONS



LOA	5.03m/16ft 5in
BEAM	2.01m/6ft 7in
HEIGHT	1.38m/4ft 6in, 1.05m/3ft 5in (with windscreen folded)
ENGINE	Yanmar 4JH 110hp Diesel
DRY WEIGHT	880kg/1940lb
SEATING	8 persons
FUEL CAPACITY	68 litres/18 US gal
MAX SPEED	64kph/40mph
TYPICAL FITMENT	Yachts 30m+/98ft+

OPTIONS



6 STANDARD COLOUR SCHEMES

CUSTOM TUBE, UPHOLSTERY AND
MOULDING COLOUR SCHEMES

ACCESSORIES



LED DECK LIGHTS	FUSION MP3 (WITH BLUETOOTH)
UNDERWATER LIGHTS	BIMINI
OPTIONAL GREY/WHITE TEAK INLAY	SPRAY DODGER
FRESH WATER SHOWER	OVERALL COVER
SHOREPOWER	TOWING KIT
AUTOMATIC BOW TUBE INFLATOR	SINGLE POINT LIFT
AUTOMATIC FULL TUBE INFLATOR	ELECTRIC INFLATOR
TWIN BATTERY INSTALLATION	BATTERY CHARGER
MCA COMPLIANT HIGH VISIBILITY PATCHES	STAINLESS STEEL ANCHOR
CHART PLOTTER	TELESCOPIC PADDLE
VHF RADIO	YACHT NAME ON UPHOLSTERY
AIS SYSTEM	YACHT NAME ON TUBES

DIESELJET 565

If you own a super yacht over 35 metres, then you need a tender that's equal in stature. The stunning Dieseljet 565 is such a craft, with the size and power to back it up. The larger hull and 150hp engine will plane nimbly over the chop, even with nine passengers comfortably seated. On board, experience the same level of luxury you're used to on your yacht. Use our wide-ranging customisable options and accessories to get it looking and performing just how you want it. Breeze along the coast in style or slip gracefully into any harbour and you'll have heads turning all along the quayside.

If you want everything the standard 565 has to offer, but with even more exhilarating speed, the 565 is also available with an optional 195hp engine upgrade.



16



SPECIFICATIONS

LOA	5.71m/18ft 8in
BEAM	2.41m/7ft 11in
HEIGHT	1.5m/4ft 11in, 1.2m/3ft 11in (with windscreen folded)
ENGINE	Yanmar 4LV 150HP Diesel (Standard) Yanmar 4LV 195HP Diesel (Upgrade option)
DRY WEIGHT	1145kg/2525lb
SEATING	9 persons
FUEL CAPACITY	100 litres/26 US gal
MAX SPEED	64kph/40mph (Standard) 71kph/44mph (S version)
TYPICAL FITMENT	Yachts 35m+/114ft+

OPTIONS

6 STANDARD COLOUR SCHEMES

CUSTOM TUBE, UPHOLSTERY AND
MOULDING COLOUR SCHEMES

ACCESSORIES

LED DECK LIGHTS	FUSION MP3 (WITH BLUETOOTH)
UNDERWATER LIGHTS	BIMINI
OPTIONAL GREY/WHITE TEAK INLAY	SPRAY DODGER
FRESH WATER SHOWER	OVERALL COVER
SHOREPOWER	TOWING KIT
AUTOMATIC BOW TUBE INFLATOR	SINGLE POINT LIFT
AUTOMATIC FULL TUBE INFLATOR	ELECTRIC INFLATOR
TWIN BATTERY INSTALLATION	BATTERY CHARGER
MCA COMPLIANT HIGH VISIBILITY PATCHES	STAINLESS STEEL ANCHOR
CHART PLOTTER	TELESCOPIC PADDLE
VHF RADIO	YACHT NAME ON UPHOLSTERY
AIS SYSTEM	YACHT NAME ON TUBES

DIESELJET 625

The largest, most spacious Dieseljet in the range is the pinnacle of style and comfort. Taking up to 11 passengers, it takes cruising in its stride, ironing out the swell with aplomb. This is the ultimate superyacht tender, helping you discover secret bays of the clearest blue water. Drop anchor, dive off the bathing platform or cool off with the optional freshwater shower. But don't be fooled by its generous size. The 625 is a fleet-footed, adrenalin-fuelled rocket, made for breathtakingly tight turns and high-speed manoeuvres, especially with a waterskier in tow.


For those who want a tender with even greater performance, select the 230hp engine upgrade option.



18




SPECIFICATIONS



LOA	6.32m/20ft 8in
BEAM	2.41m/7ft 9in
HEIGHT	1.53m/5ft, 1.24m/4ft 1in (with windscreen folded)
ENGINE	Yanmar 4LV 195HP Diesel (Standard) Yanmar 4LV 230HP Diesel (Upgrade option)
DRY WEIGHT	1310kg/2888lb
SEATING	11 persons
FUEL CAPACITY	140 litres/36 US gal
MAX SPEED	71kph/44mph (Standard) 77kph/48mph (S version)
TYPICAL FITMENT	Yachts 40m+/131ft+

OPTIONS



6 STANDARD COLOUR SCHEMES

CUSTOM TUBE, UPHOLSTERY AND
MOULDING COLOUR SCHEMES

ACCESSORIES



LED DECK LIGHTS	FUSION MP3 (WITH BLUETOOTH)
UNDERWATER LIGHTS	BIMINI
OPTIONAL GREY/WHITE TEAK INLAY	SPRAY DODGER
FRESH WATER SHOWER	OVERALL COVER
SHOREPOWER	TOWING KIT
AUTOMATIC BOW TUBE INFLATOR	SINGLE POINT LIFT
AUTOMATIC FULL TUBE INFLATOR	ELECTRIC INFLATOR
TWIN BATTERY INSTALLATION	BATTERY CHARGER
MCA COMPLIANT HIGH VISIBILITY PATCHES	STAINLESS STEEL ANCHOR
CHART PLOTTER	TELESCOPIC PADDLE
VHF RADIO	YACHT NAME ON UPHOLSTERY
AIS SYSTEM	YACHT NAME ON TUBES



DIESELJET
445

7 PERSONS



DIESELJET
505

8 PERSONS



DIESELJET
565

9 PERSONS



DIESELJET
625

11 PERSONS

T: +44 (0)1865 341134
E: SALES@WILLIAMSJETTENDERS.COM

BUILD MY TENDER on williamsjettenders.com

Williams Jet Tenders
Vogue Business Park, Berinsfield, Oxfordshire,
OX10 7LN, United Kingdom



Specification subject to change without notice.
Dimensions and weights given are for guidance
only and are subject to variation.

2019 Model Range

